

**MINUTES OF THE DIVERSITY BUSINESS ENTERPRISE &
PROCUREMENT COMMITTEE MEETING OF THE
CONVENTION CENTER AUTHORITY OF THE
METROPOLITAN GOVERNMENT OF NASHVILLE &
DAVIDSON COUNTY**

The Diversity Business Enterprise (DBE) & Procurement Committee of the Convention Center Authority of the Metropolitan Government of Nashville and Davidson County (CCA) met on October 25, 2012 at 9:06 a.m., in Room 211 at the Nashville Convention Center, Nashville, Tennessee.

DBE & PROCUREMENT COMMITTEE MEMBERS PRESENT: Francis Guess and Willie McDonald

DBE & PROCUREMENT COMMITTEE MEMBERS NOT PRESENT: Vonda McDaniel and Leo Waters


OTHERS PRESENT: Charles Robert Bone, Barbara Solari, Roxianne Bethune, Patrick Holcombe, Kristen Heggie, Gary Schalmo, Mark Sturtevant, Sharon Hurt, Stephanie Harris, and Ryan Johnson

Willie McDonald opened the meeting and noted there was not a quorum present and that any information presented would be for informational purposes only.

Roxianne Bethune reviewed the quarterly DBE reports and there was discussion. (Attachment #1) Ms. Bethune also presented the quarterly Omni DBE reports. (Attachment #2) There was discussion.

With no additional business a motion was made to adjourn, with no objection the DBE & Procurement Committee of the CCA adjourned at 9:35 a.m.

Respectfully submitted,



Mark Sturtevant
Project Manager
Music City Center

Approved:



Willie McDonald, Committee Member
CCA DBE & Procurement Committee
Meeting Minutes of October 25, 2012

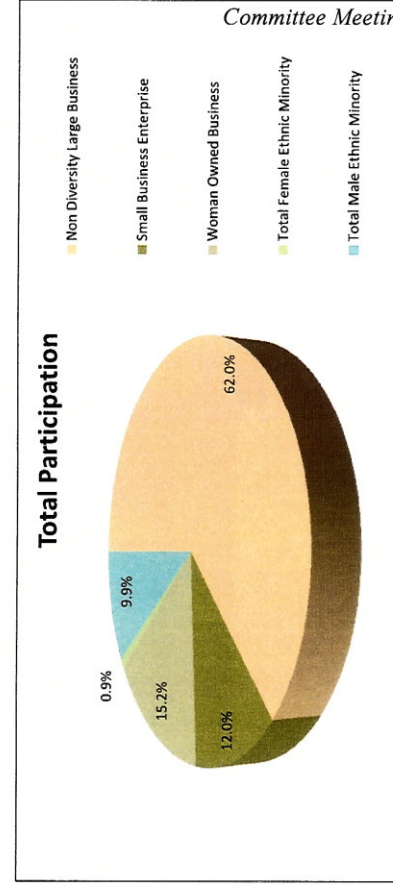
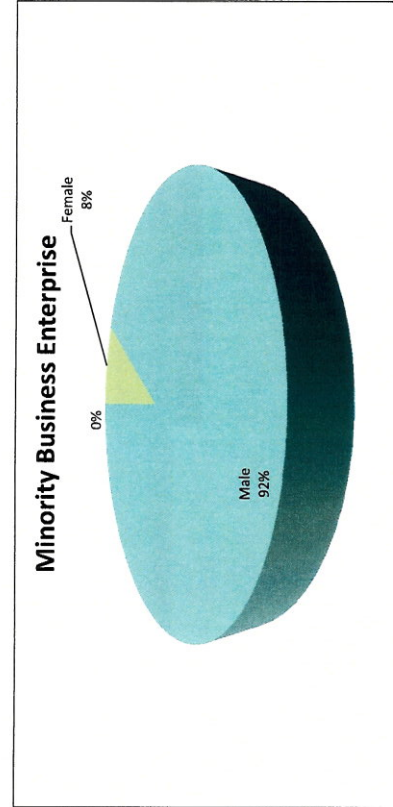
MUSIC CITY CENTER DBE PARTICIPATION



3rd Quarter 2012

TOTAL MINORITY BUSINESS ENTERPRISE										TOTAL DBE PARTICIPATION			GRAND TOTAL			
ETHNIC MINORITY MALE ONLY					ETHNIC MINORITY FEMALE ONLY					OTHER DBE			Non Diversity Large Business			
African American	Hispanic	Asian Pacific	Native American	Hasidic Jews	African American	Hispanic Female	Asian Pacific	Native American	Total Female Ethnic Minority	Total Minority Business Enterprise	Woman Owned Business	Small Business Enterprise	Total Other DBE	Total DBE Participation		
\$2,064,231	\$1,890	\$177,328	\$66,864	\$0	\$24,199	\$183,950	\$0	\$0	\$208,149	\$2,518,462	\$3,559,650	\$2,813,956	\$6,373,606	\$8,892,068	\$14,521,827	
Percentage of Minority Business Enterprise										100%						
Percentage of All DBE Participation										28.3%			71.7%	100%		
Percentage of Grand Total										10.8%	15.2%	27.2%	38.0%			100%

DBE PARTICIPATION SUMMARY	% OF TOTAL
MINORITY OWNED BUSINESSES	10.8%
WOMEN OWNED BUSINESSES	15.2%
SMALL BUSINESS ENTERPRISE	12.0%
TOTAL	38.0%



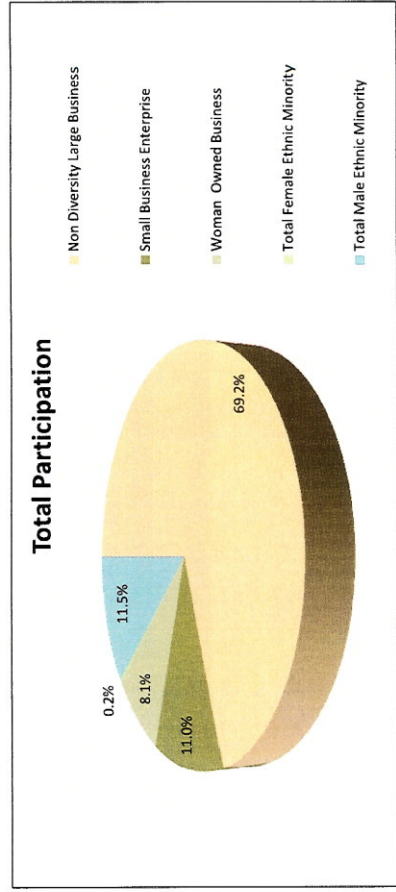

MUSIC CITY CENTER DBE PARTICIPATION



PROJECT TO DATE
As of 9/30/2012

ETHNIC MINORITY MALE ONLY				ETHNIC MINORITY FEMALE ONLY				TOTAL MINORITY BUSINESS ENTERPRISE				TOTAL DBE PARTICIPATION				GRAND TOTAL	
African American	Hispanic	Asian Pacific	Native American	Hispanic	Asian Pacific	African American	Hispanic Female	Total Male Ethnic Minority	Total Female Ethnic Minority	Total Minority Business Enterprise	Woman Owned Business	Small Business Enterprise	Total Other DBE	Total DBE Participation	Non Diversity Large Business	GRAND TOTAL	
\$42,084,416	\$87,135	\$2,716,839	\$285,000	\$0	\$0	\$681,950	\$235,630	\$45,173,390	\$917,580	\$46,090,970	\$31,954,691	\$43,448,201	\$75,402,892	\$121,493,862	\$272,356,837	\$393,850,700	
Percentage of Minority Business Enterprise								98.0%	2.0%	100%							
Percentage of All DBE Participation								37.2%	0.8%	37.9%				62.1%	100%		
Percentage of Grand Total								11.5%	0.2%	11.7%	8.1%	11.0%	19.1%	30.8%	69.2%	100%	

DBE PARTICIPATION SUMMARY	% OF TOTAL	# OF COMPANIES
MINORITY OWNED BUSINESSES	11.7%	47
WOMEN OWNED BUSINESSES	8.1%	38
SMALL BUSINESS ENTERPRISE	11.0%	44
TOTAL	30.8%	129



DBE PARTICIPATION VENDORS

3rd Quarter 2012

SBE - 12.0%

Alexander Metals ↑

Guardian Auto
Sprinkler ↑

Nashville High Lift ↑

John W. McDougall

S.J. Morse ↑

MBE – 10.7%

Alpha Insulation

Harmony ↑

Sunago Builders ↑

Universal Electronics

WBE - 15.0%

CGI Electric ↑

Reed Landscaping ↑

Note: Contractors highlighted for receiving the bulk of the DBE dollars for 3rd Quarter 2012 (blue arrows indicate vendors receiving at least \$200,000 and above, red arrows indicate \$1M and above).

OMNI HOTEL - NASHVILLE

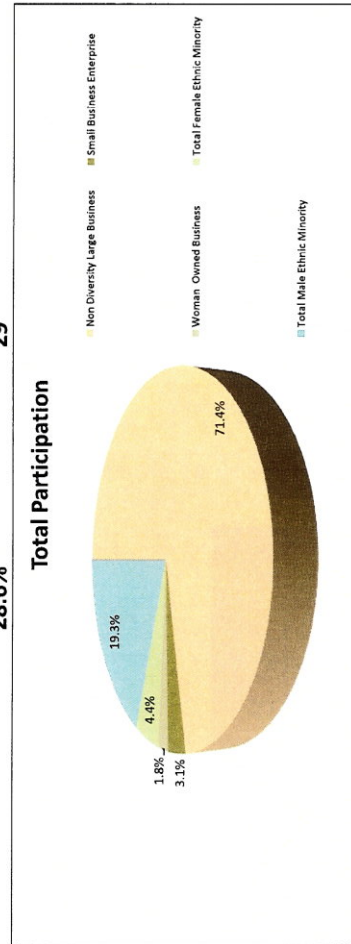
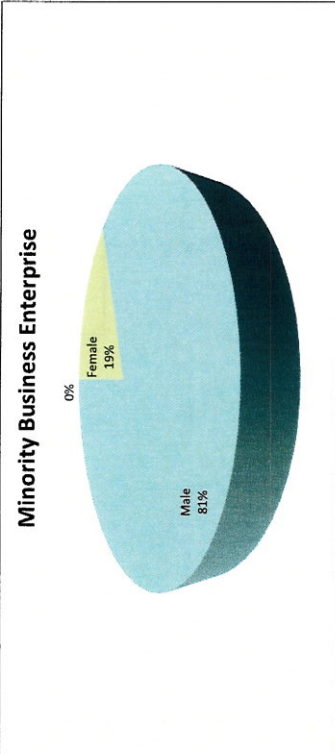
DBE PARTICIPATION



PROJECT TO DATE
AS OF 09/30/2012

ETHNIC MINORITY MALE ONLY										ETHNIC MINORITY FEMALE ONLY					TOTAL MINORITY BUSINESS ENTERPRISE				TOTAL DBE PARTICIPATION				GRAND TOTAL	
African American	Hispanic	Asian Pacific	Native American	Hasidic Jews	Total Male Ethnic Minority	African American	Hispanic Female	Asian Pacific	Native American	Total Female Ethnic Minority	Total Minority Business Enterprise	Woman Owned Business	Small Business Enterprise	Total Other DBE	Total DBE Participation	Non Diversity Large Business	GRAND TOTAL							
\$15,238,021	\$0	\$0	\$0	\$0	\$15,238,021	\$0	\$3,495,143	\$0	\$0	\$3,495,143	\$18,733,164	\$1,451,343	\$2,476,616	\$3,927,959	\$22,661,124	\$56,472,847	\$79,133,971							
Percentage of Minority Business Enterprise					81.3%						100%													
Percentage of All DBE Participation					67.2%						82.7%			17.3%	100%									
Percentage of Grand Total					19.3%						23.7%			3.1%	28.6%									

DBE PARTICIPATION SUMMARY	% OF TOTAL	# OF COMPANIES
MINORITY OWNED BUSINESSES	23.7%	12
WOMEN OWNED BUSINESSES	1.8%	9
SMALL BUSINESS ENTERPRISE	3.1%	8
Total Participation	28.6%	29



OMNI NASHVILLE HOTEL & CMHF EXPANSION

LOCAL PARTICIPATION

PROJECT TO DATE
AS OF 09/30/2012

	Total Local	Non-Local	GRAND TOTAL
	\$51,001,510	\$28,380,053	\$79,381,563
	64.2%	35.8%	100%

TOTAL LOCAL PARTICIPATION	64.2%	53
---------------------------	-------	----

